



## RESEARCH ARTICLE

### BRAIDING – ADVANCEMENT IN THE WORLD OF GARMENT DESIGNING

**\*Dr. Neeta A. Nagori**

Lecturer in Computer Aided Costume Design and Dress Making Department, Tolani F. G. Polytechnic, Adipur (Kutch) - Gujarat

#### ARTICLE INFO

##### Article History:

Received 22<sup>nd</sup> April, 2017  
Received in revised form  
17<sup>th</sup> May, 2017  
Accepted 28<sup>th</sup> June, 2017  
Published online 31<sup>st</sup> July, 2017

##### Key words:

Braiding,  
Technique,  
Style.

Copyright©2017, Dr. Neeta A. Nagori. This is an open access article distributed under the Creative Commons Attribution License, which permits unrestricted use, distribution, and reproduction in any medium, provided the original work is properly cited.

Citation: Dr. Neeta A. Nagori, 2017. "Braiding – Advancement in the World of Garment Design", *International Journal of Current Research*, 9, (07), 55204-55206.

#### ABSTRACT

In today's Global Era, people focus too much on changing fashion trends and adopt new styles, colors, patterns, techniques, outfits and accessories. In this changing era, innovation of braiding techniques in garments can enhance the look of the outfits as well as bring something new in the society. Till today braiding is more significant to produce technical textiles and household textiles rather than fashion garments. So a study on "Braiding – Advancement in the world of Garment Designing" was conducted. In this study, braids were used in garment designing by three styles: Flat braid, hanging style and patch work style. 100% of the respondents like the concept of braiding.

## INTRODUCTION

### History of Braiding

Art of braiding dates back to pre-historic period resemble to hair braiding. The oldest known reproduction of Hair-Braiding may go back about 30,000 years ([www.en.wikipedia.org](http://www.en.wikipedia.org)). It was practiced on the wigs that royalty wore in ancient Egypt. According to the unearthed materials of braids, hand braiding originates in the last stage of the old stone age of china and has a history of over 7000 years which remains a unique handicraft in our society. In terms of the arrangement of yarns, braiding can be categorized into two techniques: (i) Double System Braiding and (ii) Single System Braiding. In ancient china, most braids made by Double system braiding and single system was at the peak of development in the Zhou Dynasty. Around Han Dynasty diagonal braiding and twist braiding were in fashion and the complex technique of combining two types of braiding was invented. Since in Shang dynasty the application of braiding has been limited to narrow fabrics, shaped products and trimmings such as knots. (Li Bing Wang, *et.al.* 2008) In Africa historically braids could be used as a way to express

religion, kinship, status and ethnicity among other attributes. For the nomadic peoples of Africa, India, North and South America braiding was a practical means of producing useful and decorative textiles ([www.en.wikipedia.org](http://www.en.wikipedia.org)). Even so, ancient Peruvians produced braided textiles that were upto 18 inches (46 centimeters) wide ([www.britannica.com](http://www.britannica.com)). Braided fabric also dates back to the period of the Vikings and earlier pieces are known to have originated in central Asia. Silk braids with gold thread were made both in china and medieval Europe. Braiding has been method of dressing hair throughout the ages ([www.britannica.com](http://www.britannica.com)). Hence, people got inspired from hair braiding and started Rug-making which was originated in England, Europe. Rugs were produced in plain, flat weave and Braiding style. Textiles are formed by many techniques such as weaving, knitting, crocheting, non-woven, tufting, lace making, Braiding etc. Among all this braiding was the first method of fabric making by primitive people ([www.britannica.com](http://www.britannica.com)). It is one of the major fabrication methods for composite reinforcement structures. Braiding is a simple form of narrow fabric construction. It is done by intertwining of yarns in whatever direction suited to maker's purpose. The limitations of weaving, knitting and stitching process include poor shear resistance, limited strength. These shortcomings are largely overcome with the adaptation of braiding ([www.indiantextilejournal.com](http://www.indiantextilejournal.com)). The physical characteristics of braided materials are:

\*Corresponding author: Dr. Neeta A. Nagori,

Lecturer in Computer Aided Costume Design and Dress Making Department, Tolani F. G. Polytechnic, Adipur (Kutch) – Gujarat

- Light in Weight.
- High strength to weight ratio.
- Good stiffness (Chellamani, *et al.* 2013)

In simple braiding style, one strand goes over the second and under the third and form zigzag pattern. It can also be varied by skipping more than one strand in a regular way called as Twill Braiding. Patterns also depend on how the yarns are used (www.britannica.com). So, by implementing braiding in garment designing can give new to the society and it can raise graph of Indian fashion industry which is estimated around 108 billion dollars and expected to reach 223 billion dollars by 2021 (www.fashionunited.in). So, a study was conducted with following objectives:

- 1) To promote the concept of braiding in garment designing.
- 2) To bring something new in society accept woven and knitted garments.
- 3) To observe the different effect of material used in braiding like satin ribbon, Macramé and thick thread called “Rajai Ka Dora” for designing garment.

**MATERIALS AND METHODS**

In this study, the information regarding braiding was collected and survey of society was carried out. The survey result was positive and supports that braiding should be used as garment construction techniques: Questionnaire method was administered as major tool for analysis of the study. Three styles of braiding was implemented in garments such as “Flat Braid” weaving method, this method was prepared in plain weave by intertwining horizontal and vertical strips from satin ribbon and it is applied at yoke, waist belt girth and choli.



In second technique, “Braided Hangings” was prepared in various colors of “rajai ka dora” then it is used in neckline, hemline, back, sleeves and waist, belts.



In third technique, braids were prepared from threads of macramé and “rajai ka dora” then made patches in different shapes and motifs and applied in garments. These all three

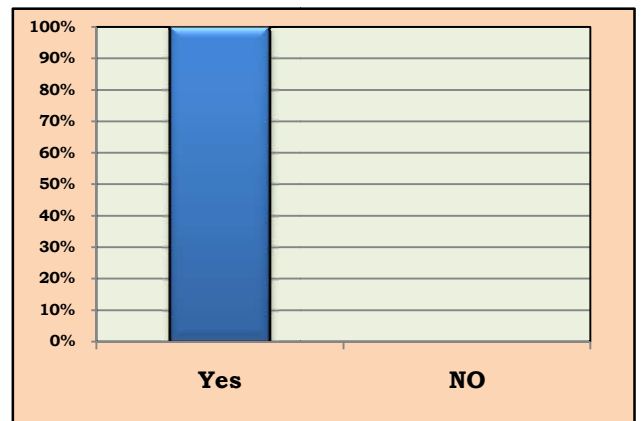
techniques were applied in evening gowns and dress – length – frocks.



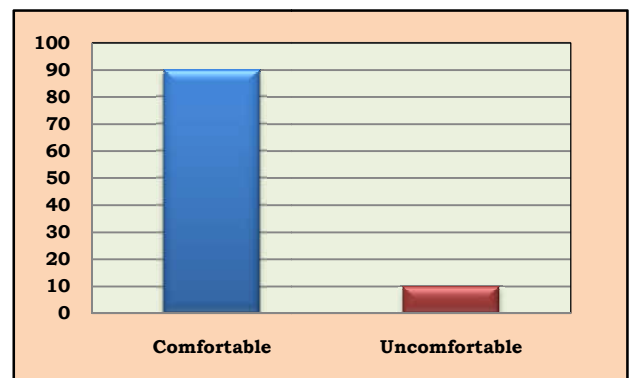
Totally 9 garments were designed, cut, stitched and embellished. 6 dress length frocks and 3 evening gowns were designed consisting of all the styles of braiding. The material used was Dupioni silk, chiffon and for embellishments pearls, satin ribbons, brooches were used. The garments prepared were designed from designer’s point of view, in various colors, patterns, silhouette, color combinations and also keeping in mind regarding comfortability, cost and ongoing fashion and trends. The garments were showcased by organizing a display and questionnaires were filled on the spot to check the acceptance level. Total 100 questionnaires were filled by the respondents who were basically youth and adults. The qualitative and quantitative analysis was done by tabulating the data and then analyzing with percentage method.

**Major Findings**

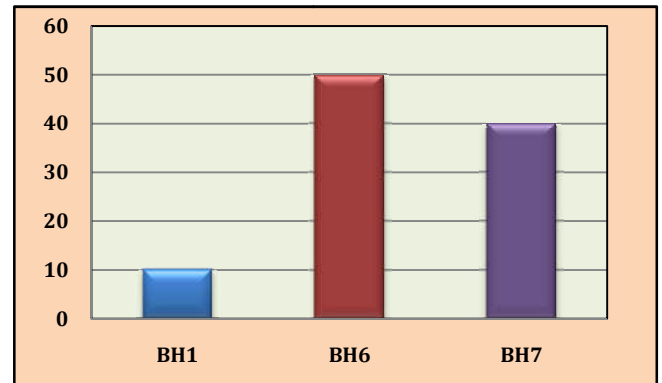
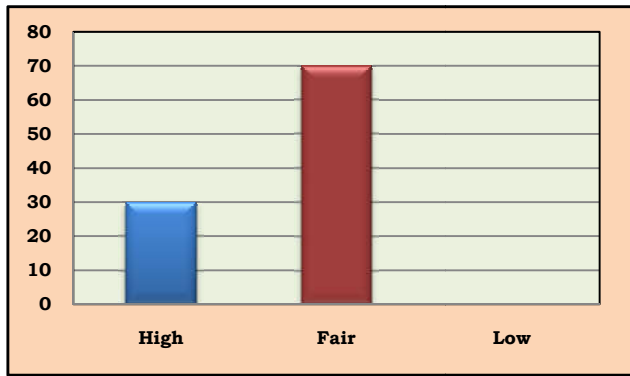
[1] About 100% respondents like the concept of Braiding.



[2] The braided costumes were said to be comfortable by 90% of the respondents, 10% agreed that it is uncomfortable.

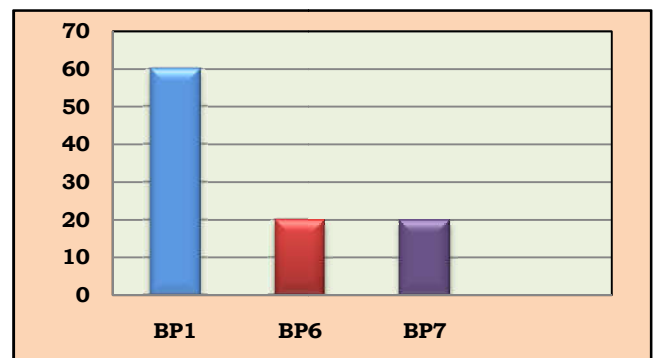
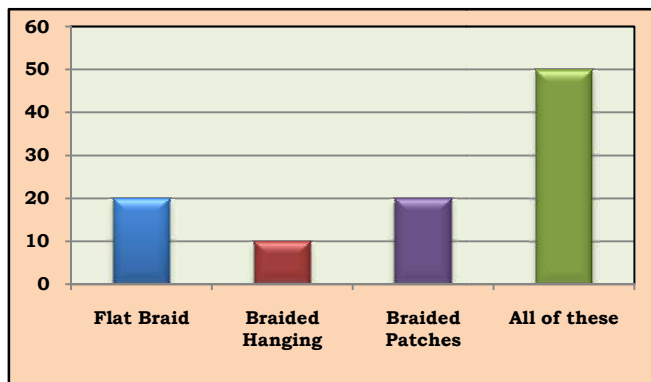


[3] The cost of the costumes was found to be moderate by 70% respondents and 30% said that it is high cost.



[4] 50% of the respondents like all the styles of Braiding consist of Flat Braid, Braided Hanging and Braided Patches.

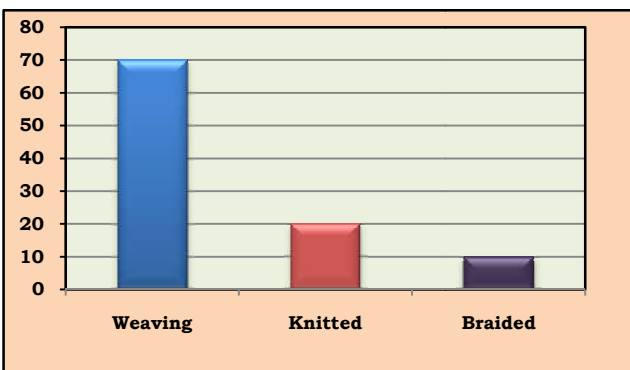
[8] 60% respondents like Braided Patches-1; 20% respondents like Braided Patches-6; 20% respondents like Braided Patches-7.



[5] 70% respondents have woven garments and 20% respondents have knitted garments in their wardrobe, only 10% of the respondents have braided garments in wardrobe.

**Conclusion**

Thus, the fabric forming mechanisms of ancient braiding techniques which were used for narrow width fabric have been studied. It was found that braids were a means of social stratification. Survey says that peoples are not much aware of braided garments as they only have woven and knitted garments in their wardrobe. So, in this study an attempt was done to promote the concept of braiding through designer’s outfits. The braids were prepared by three styles: - Flat braid style, Braided hangings and Braided patches .The results revealed that Flat braid FB6, Braided hangings BH6 and Braided patches BP1 liked by the respondents. These outfits can be helpful to popularize the techniques of braiding and give some new fashion trends to the society.



**REFERENCES**

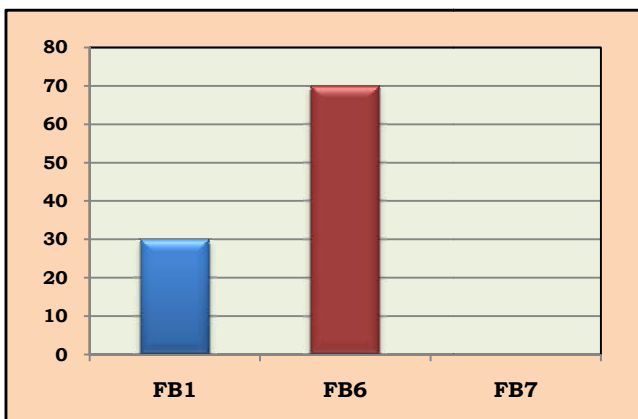
[6] 70% respondents like Flat Braid-6, 30% respondents like Flat Braid-1; 00% respondents like Flat Braid-7.

Chellamani, K.P. Sudharsan, J. and Sathism, J. 2013. “Medical Textiles using Braiding Technology”. *Journal and Academic and Industrial Research (JAIR)*, 1 June, 2013, Vol.2, Pg.21-26.

Late Beena Sujit, Priya, B., Krishna, K., Bhavna, L. “Braiding – an Innovation in the world of garment designing.

Li Bing Wang, 2008. “A Study on Traditional Techniques of Hand Braiding in china” *Research Journal of Textile and apparel*, Vol.12, Issue: 2, pp.66-71, doi 10 1108/RJTA – 12-02-2008-B008

www.britannica.com  
 www.en.wikipedia.org/wiki/Brand  
 www.fashionunited.in/fashion industry-statistics-India.  
 www.indiantextilejournal.com



[7] 50% respondents like Braided Hanging-6;40% respondents like Braided Hanging-7, 10% respondents like Braided Hanging-1.