



ISSN: 0975-833X

Available online at <http://www.journalcra.com>

International Journal of Current Research
Vol. 11, Issue, 10, pp.7979-7982, October, 2019

DOI: <https://doi.org/10.24941/ijcr.37062.10.2019>

INTERNATIONAL JOURNAL
OF CURRENT RESEARCH

RESEARCH ARTICLE

A HERBAL DRUG OF VINCA: USED AS A ANTICANCER AGENT

*Ravikant Vishwakarma, Vishal Prajapati, Rajesh Kumar Yadav, Neda Fatima, Vishesh Singh and Manish Kumar Maurya

Department of Pharmacy, Prasad Institute of Technology, Jaunpur, (Uttar Pradesh), India

ARTICLE INFO

Article History:

Received 14th July, 2019
Received in revised form
18th August, 2019
Accepted 25th September, 2019
Published online 30th October, 2019

Key Words:

Introduction, Chemical Constituent, Cultivation, Anticancer Agent, Mechanism of action of vinca as anti-cancer, Pharmacological Value

ABSTRACT

In the earth there are near about 350,000 species of plants are found & each plant have a great medicinal value. The plant vinca is also known as catharanthus, Sodafuli, periwinkle & barmasi & which is belong from the family of apocynaceae. It produce very pretty flower the flower of vinca is blue, purple & also white in colour. It produce late springly to summer & grown any where in the garden. The vinca plant is very useful across the world-wide & it can be cultivated in dry & nutritional condition. The plant is constituent with following chemical constituent but mainly two chemical constituent increase play a vital role in medicinal field vinblastine mainly used to treat Hodgkin lymphomus on the other hand vincristine used to treat childhood leukemices . Many time both chemical constituent cause toxic effect in our body such as bone, Narrow depression, anurexice Muscle weakness etc. The chemical constituent of vinca bind to the tubulin & prevent, the formation of microtubules & block the mithosis in meta phase. The vinca have lots of medicinal value such as Anti cancer drug, anti-diabetic, anti-microbial & anti-dysenteric. Anti cancer drug vinca can be given as targeted therapy & combination therapy & it is a class of cytoxic drug & have ability to inhibit the cancerous cell.

Copyright © 2019, Ravikant Vishwakarma et al. This is an open access article distributed under the Creative Commons Attribution License, which permits unrestricted use, distribution, and reproduction in any medium, provided the original work is properly cited.

Citation: Ravikant Vishwakarma, Vishal Prajapati, Rajesh Kumar Yadav, Neda Fatima, Vishesh Singh and Manish Kumar Maurya. 2019. "A Herbal Drug of Vinca: Used As a Anticancer Agent", *International Journal of Current Research*, 11, (10), 7979-7982.

INTRODUCTION

Vinca Rosea is an important medicinal Plant which is belong to the family of Apocynaceae. It is a Dicotyledonous Angiosperm and has two terpenes alkaloids that is Vinblastine and Vincristine which is use to treat cancer (Ajaib, 2010). Vinca grows is whole India up to 500 meter. It is grown freely in tropical & subtropical area in South India & North Eastern States of India (Kokate, 2017). Its flower look white to dark pink with a darker red centre & a Basal Tube of 0.2 – 3.0 cm long with a corolla of about 2.0 – 5.0 cm diameter with five petals like lobes. These fruits follicles are found in pair about 2.0 – 4.0 cm long & 3mm broad (Manpreet kaur, 2002). The various synonyms of vinca are Sadabahar, Ratanjot, Sadfuli, Catharanthus roseus.

Biological Source: It is dried whole plant of *Vinca rosea*.

Geographical Source: It is indigenous to Madagascar. Vinca plant is cultivated for the decorating plant and found in tropical regions like Africa, Australia, Eastern Europe, South, India, Taiwan and Thailand (Manpreet kaur, 2002).

*Corresponding author: Ravikant Vishwakarma,
Department of Pharmacy, Prasad Institute of Technology, Jaunpur,
(Uttar Pradesh), India.

Botanical Classification

Botanical Name(s): Vinca Rosea (Catharanthus Roseus)

Family Name: Apocynaceae

Kingdom: Plantae

Division: Magnoliopsida (Flowering plants)

Class: Magnoliopsida (Dicotyledons)

Order: Gentianales

family: Apocynaceae

Genus: Catharanthus

Species: C. roseus

Vernacular names

English: Cayenne, jasmine, old maid, periwinkle

Hindi: Sada-bahar

Malayalam: Banappuva, Nityakalyani, Savanari .

Marathi: Sadaphool, Sadaphul, Sadaphuli

Sanskrit: Nityakalyani, Rasna, Sadampuspa, Sadapushpi

Tamil: Cutkattu malli, Cutukattu malli, Cutukattuppu

Telugu: Billaganneru

Gujarati: Barmasi

Bengali: Noyontara

Morphological Character: A Vinca is found in blue, purple and white color. It is a type of annular or corneal plant. Vinca is near about 0.52 to 1 cm in length and its leaves is oblong, ovate, glossy and bitter in taste with slight odour (Erdogrul, 2002).



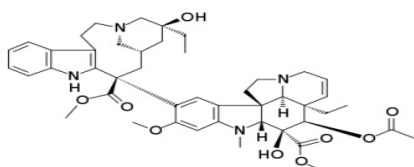
Fig. Vinca a popular anti-cancer drug

Chemical Constituents: In vinca plant constitute of vinblastin and vincristine, on the chemotherapy medication it is used for several types of cancers⁽⁶⁾. These are the biosynthesized from the compuling on the cantharantine and vindoline alkaloids (Hirata, 1994). Vinorelbin agent are semisynthetic chemotherapeutic which are used to treat non small cell of lung cancer (Keglevich, 2012). They can be prepared either from vindline and catharthine (Keglevich, 2012; Ngo, 2009) or from the vinca alkaloid leurosine (Hardowin *et al.*, 2002), in both case via anhydrovinblastin (Ngo, 2009). vinca flower is constitute of Rosinidin pink anthracynidin pigments which are responsible for the flower color (Ngo, 2009).

There are following chemical constituents of vinca as follows

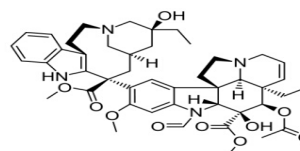
- **Vinblastin:** Vinblastin, under the marketed brand name Velban amongst others, is chemotherapy. It is topically used combined with other medications. These are treat various type of cancer includes non-small cell lung cancer, hodgkin's lymphoma, bladder cancer, brain cancer, testicular cancer and melanoma. It is administered by injection into a vein (Vinblastine Sulphate, 2015).

Vinblastine



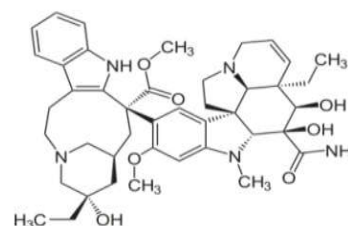
- **Vincristin:** Vincristin is also called *leurocristine* and under marketed brand name is Oncovin among other, in a chemotherapy. It should be used in the treatment of different types of cancer. These include acute lymphocytic leukemia, acute myeloid leukemia, hodgkin's disease, neuroblastoma, and small cell lung cancer amongst other. It is administered by intravenously. These are also used as an immunosuppressant (Vincristine Sulphate, 2015).

Vincristine



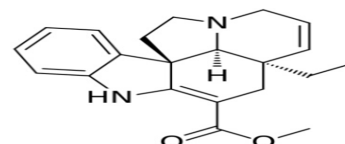
- **Vindesine:** Vindesine is used in Chemotherapy, Vindesine is the anti-mitotic Vinca alkaloid. It should be used in the treatment of various type of cancer including or under the leukemia, multiple melanoma, Lymphoma, breast cancer and lung cancer. It is administered by the intravenous (http://en.wikipedia.org/wiki/vinopocetine).

Vindesine



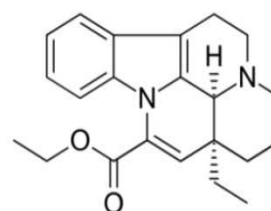
- **Tabersonine:** Tabersonine is the terpenes of indole alkaloid which are found in the medicinal plant of vinca rosea. These are hydroxylated at the 16 position by the enzyme tabersonine 16-hydroxylase (T16H) to form 16-hydroxytabersonine. It is the first intermediate leading to form the vindoline one of the two precursors are required for vinblastine biosynthesis (St-Pierre, 1995).

Tabersonine



- **Vinopocetine:** These are the chemical synthetically derivative of the vinca alkaloid vincamine. These are extracted from the leaves of vinca minor (lesser periwinkle) or the seeds of voacangan africana. Vinopocetin supplement was banned for the sale in New Zealand, Australia and Canada because it is potentially harmful nootropic characteristics (https://en.m.wikipedia.org/wiki/vinopocetine).

Vinopocetine



Cultivation of vinca

- Vinca is a decorative plant, it is appreciated for its hardiness in dry and nutritionally deficient conditions, famous subtropical gardens these temperatures never fall below 5-7 °C (41-45

degree F⁰), and as a summer season bedding plant in temperature gardens .It's flowering period was long, throughout the year in tropical conditions, spring to late autumn, in summer temperature climates .To choice the full sun and well-drained soil. Various cultivars have been selected, for the variation in flower color (white, mauve, pink, peach, scarlet and reddish orange), and also for tolerance of cooler growing conditions in temperate regions. The famous cultivars include "Albus "(white flowers),"Grape cooler"(rose pink,cool – tolerant), the ocellatus group (various colors), and "peppermint cooler " (white with red centre, cool-tolerant) (Huxley, 1992).

Anticancer Agent: Uncontrolled growth of cell & destroy body tissue is called cancer. Anticancer agents are those which work against the cancer.

Mechanism Of action of Vinca: Vinca cause cytotoxicity is due to their interactions with disruption of microtubule function and tubulin, especially of microtubules comprising the mitotic spindle fiber and causing metaphase arrest. They can perform some other biochemical response which can be effective or may not be effective on microtubules. Have some effect which do not interrupted the microtubule only after treatment of cells with clinically irrelevant doses of the vinca. Vinca and other anti microtubule drug are also shows effect on both malignant cells and non-malignant cells in the non-mitotic cell cycle, because microtubules are involved in various non-mitotic functions.

Vinca are connected to binding sites of tubulin which is separate from the taxanes, colchicine, podophyllotoxin and guanosin-5'-triphosphate . Binding occur rapidly and can reverse too. Maintains the existence of vinca binding site / mole of tubulin dimer . 16-17 high affinity binding sites in each microtubule which is located at the end of per microtubule. The vinca bind at the binding site and interrupts microtubule congregations, but low drug concentration can be decreasing the rates of both growth and shortening at the assembly end of the microtubule that can cause produces a " kinetic cap "and suppresses function⁽¹⁷⁾.The distributing effects of the vinca on microtubules dynamics, particularly at the ends of mitotic spindle, which causes metaphase arrest, occur at drug concentrations below those that decrease microtubule mass ⁽¹⁸⁾. The vinca and other microtubule distort agents have power to inhibit malignant angiogenesis in vitro.

Pharmacological Value

- **Anticancer Property:** The anticancer active ingredients Vinblastin and Vincristine are derived from the leaf and stem of vinca. They inhibit the growth of human tumors. Vinblastine is used experimental or treatment of neoplasmas and for Hodakins disease, choric carcinoma. Vincristine and anothers active ingredients are used for leukemia in children (Banskota, 2002; Wang, 2004).
- **Memory Enhancement Property:** Vinpocetine produces various actions that would hypothetically be beneficial in Alzheimer disease (AD). When study investigating this agent in a well defined cohort of AD patients found no benefit . Vinpocetine has been well tolerated at doses up to 60 mg/d in clinical trials of dimention and stroke and no significant adverse events⁽²¹⁾.
- **Wound Healing Property:** Vinca is useful for management of wound healing when wound contraction

together with increased tensile strength and hydroxyproline (Nayak, 2007).

- **Hypolipidemic Property:** Important anti-atherosclerotic activity as suggested by reduction in the serum level of total cholesterol, triglycerides, LDLc, VLDLc and histology of aorta,liver and kidney with the action of leaf juice of vinca (Jai Narayan Mishra, ?).
- **Hypotension Property:** The vinca leaves extract play significant role in hypotension .The leaves have been contain 150 useful alkaloids among other pharmacologically active compound.
- **Antidiabetic Property:** The ethanolic extracts of vinca leaves showed a dose dependept lowering of blood sugar in comparable to the standard drug and lower the blood sugar in camparable to the standard drug glibendamide.
- **Anti-microbial property:** The extract from different parts of vinca is tested for anti-microbial property and the vinca leaf extract showed significantly higher efficacy .The anti-bacterialproperty of the leaf extract of the vinca was checked agonist micro-organism and found that the extracts could be used as the prophylactic agent in the treatment of many of the disease (Prajankata Patil, 2010).
- **Antioxidant Property:** The **antioxidant** potential of the ethanolic extract of the roots of the varieties of vinca namely rosea (pink flower) and alba (white flower).
- **Anti-helminthic Property:** Helminthes infection are the chronic illnes which affects the human beings and cattle. In vinca found to be used from the traditional period as an anti – helmenthic agent. The ethanolic extract of the vinca concentration of 250mg/ml was found to show the significant anti-helmenthic property.
- **Anti- ulcer property:** Vincamine and Vindoline alkaloids of the plant showed anti-ulcer property.The vincamine are present in the leaves of vinca plant shows cerebrovaso dilatary and neuroprotective property.
- **Anti-diarrheal property:** The ethanolic leave extract of vinca is show the anti- diarrheal property as tested in the wistar rats with castor oil which are the experimental diarrhea inducing agent by addition of pretreatment of the extract. These effect of ethanol extracts C.roseus are showed for the dose dependant inhibition on the castor oil decrease diarrheal (Mithun Singh Rajput, 2011).

Conclusion

In this review literature we are discussed about the vinca. It is broadly used in medical field. These are consist of following chemical constituents and each and every constituents are play a vital role like vinblastine and vincristins have anticancer propererty. Vinca is popular for anticancer property but as well as it have memory enhancement, anti helmentic, antioxidant properties.

Acknowledgement

We would like to express my special thanks to my respected professors who gave me a golden chance at each and evey steps. We would like to thanks of all of that who are involved directly or indirectly for completed this review. We also thanxcful to my parents who always supporting us.

REFERENCES

- Ajaib M., Khan ZUD., Khna N., Wahab M. 2010. Ethnobotanical studies on useful shrubs of District kotli, Azad Jammu and Kashmir, *Pakistan. Pak Bot.*,1407-1415.

- Banskota A.H. 2002. Antiproliferative activity of vietnamese medicinal plants. *Biological Pharmaceutical Bulletin*, 25(6):753-60.
- Hardwin, Christophe; Doris, Eric; Rousseau, Bernard; Mioskowski, Charles 2002. "Concise synthesis of anhydrovinblastin from leurosine". *Organic Letters*, 4(7):1151-1153. Doi:10.1021/ol025560c.
- Hirata, K., Miyamoto, K., Miura, Y. 1994. "Catharanthus roseus L. (Periwinkle); Production of vindoline and catharanthine in Multiple shoot cultures". In Bajaj, Y.P.S (ed). *Biotechnology in Agriculture and Forestry* 26. Medicinal and Aromatic plants. VI. Springer – verlag pp. 46-55. ISBN 978-3-540-56391-4.
<http://en.wikipedia.org/wiki/vinpocetine>
<https://en.m.wikipedia.org/wiki/vinpocetine>
- Huxley, A, ed. 1992. *New RHS Dictionary of Gardening*. Macmillan ISBN 0-333-47494-5.
- Jai Narayan Mishra, Navneet Kumar Verma, "A brief study on catharanthus roseus. A review.
- Jaleel CA., Panneerselvam R. 2007. Variations in the antioxidative and indole alkaloid status in different parts of two varieties of *Catharanthus roseus*; An important folk herb. *Chininese Journal of pharmacology and toxicology* 1(6):487-494.
- Jordan MA., Thorow D., Wilson L. 1992. Effect of vinblastine, podophyllotoxin & nocodazole on mitotic spindles. Implication for the role of microtubule dynamic in mitosis. *J cell sci.*, 102:401-16.
- Keglevich, Peter, Hazai, Laszlo, Kalous, Gyorgy, Szantay, Csaba 2012. "Modification on the basic skeletons of vinblastin and vincristine". *Molecules*, 17(5):5893-5914.
- Kokate C.K., Purohit A.P, Gokhale S.B. 2017. *Pharmacognosy* 53rd edition .
- Manpreet kaur, Vinca sources, 2002. Macroscopical character and uses, Article. *Erdogrul Antibacterial activities of some plant extract used in folk medicine. Pharm. Biol.*, 40:269-273.
- Mithun Singh Rajput, Veena Nair, Akansha Chauhan, 2011. Evaluation of Antidiarrheal Activity of Aerial Parts of *Vinca major* in Experimental Animal Middle – *East Journal of Scientific Research*, 7(5):784-785
- Nayak BS., Anderson M., Pereira LMP. 2007. Evaluation of wound-healing potential of *Catharanthus roseus* leaf extract in rats. *Fitoterapia*, 78:540-544.
- Ngo, Quoc Anh, Roussi, Fanny, Cormier, Anthony; Thoret, Sylviane; Knossow, Marsel, Cruenard, Daniel; Gueritte, Françoise 2009. "Synthesis and Biological evaluation of vinca alkaloids and phomopsin hybrids". *Journal of Medicinal Chemistry*. 52(1):134-142. doi:10.1021/jm801064y. PMID 19072542.
- Prajankata Patil J., Jai S. 2010. Ghosh Anantimicrobial Activity of *Catharanthus roseus* - A detailed study. *British Journal of Pharmacology & Toxicology*, 1(1):40-44.
- Sekar P. 1996. Vedic dues to memory enhancer. *The Hindu*.
- St-Pierre and De Luca 1995. *Ab Cythochrome P-450 Monooxygenase Catalyzes the first step in the conversion of tabersonnine to vindoline in catharanthus roseus. Plant Physiology*. 109(1):131-139.
- Toki, Kenjiro, Saito, Norio, Irie, Yuki, Tatsuzawa, Fumi, Shigihara, Atsushi, Honda, Toshio 2008. "7-O-Methylated anthocyanidin glycosides from *Catharanthus roseus*". *Phytochemistry*. 69(5):1215-1219. doi:10.1016/J. Phytochem 2007.11005. PMID 18164044.
- Toso R.J., Jordan MA., Farrell KW., Matsumoto B., Wilson L. 1993. Kinetic stabilization of microtubule dynamic instability in vitro by vinblastine. *Biochemistry*, 32:1285-93.
- Vinblastine Sulphate, 2015. The American Society of Health System Pharmacists. Archived from the original on 2015-01-02. Retrieved Jan 2.
- Vincristine Sulphate. 2015. The American Society of Health System Pharmacists Archived from the original on 2015-01-02. Retrieved Jan 2.
- Wang S., Zheng Z., Weng Y. 2004. Angiogenesis and antiangiogenesis activity of Chinese medical herbal extract. *Life Science*, 74(20):2467-78.
